

Regularization

Quiz, 5 questions

1
point

1.

You are training a classification model with logistic

regression. Which of the following statements are true? Check

all that apply.

- ☐ Adding a new feature to the model always results in equal or better performance on examples not in the training set.
 - ☐ Introducing regularization to the model always results in equal or better performance on examples not in the training set.
 - ☐ Adding many new features to the model makes it more likely to overfit the training set.
 - ☐ Introducing regularization to the model always results in equal or better performance on the training set.
-

1
point

2.

Suppose you ran logistic regression twice, once with $\lambda = 0$, and once with $\lambda = 1$. One of the times, you got

parameters $\theta = \begin{bmatrix} 23.4 \\ 37.9 \end{bmatrix}$, and the other time you got

$\theta = \begin{bmatrix} 1.03 \\ 0.28 \end{bmatrix}$. However, you forgot which value of

λ corresponds to which value of θ . Which one do you

think corresponds to $\lambda = 1$?

- ☐ $\theta = \begin{bmatrix} 1.03 \\ 0.28 \end{bmatrix}$
- ☐ $\theta = \begin{bmatrix} 23.4 \\ 37.9 \end{bmatrix}$

Regularization

Quiz, 5 questions
point

3.

Which of the following statements about regularization are

true? Check all that apply.

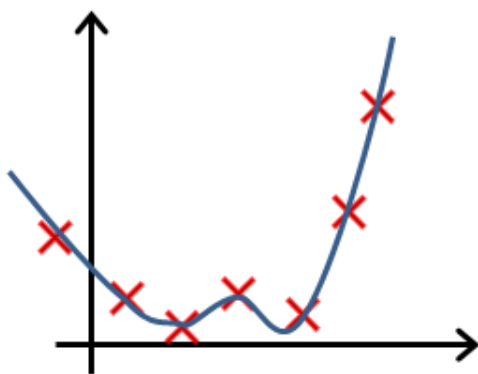
- ☐ Because logistic regression outputs values $0 \leq h_{\theta}(x) \leq 1$, its range of output values can only be "shrunk" slightly by regularization anyway, so regularization is generally not helpful for it.
- ☐ Using a very large value of λ cannot hurt the performance of your hypothesis; the only reason we do not set λ to be too large is to avoid numerical problems.
- ☐ Consider a classification problem. Adding regularization may cause your classifier to incorrectly classify some training examples (which it had correctly classified when not using regularization, i.e. when $\lambda = 0$).
- ☐ Using too large a value of λ can cause your hypothesis to overfit the data; this can be avoided by reducing λ .

1
point

4.

In which one of the following figures do you think the hypothesis has overfit the training set?

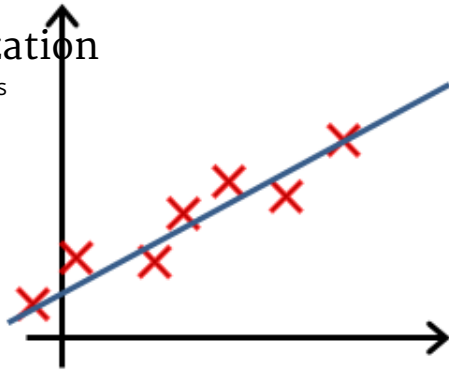
☐ Figure:



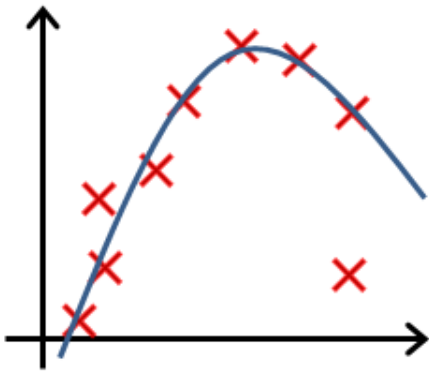
☐ Figure:

Regularization

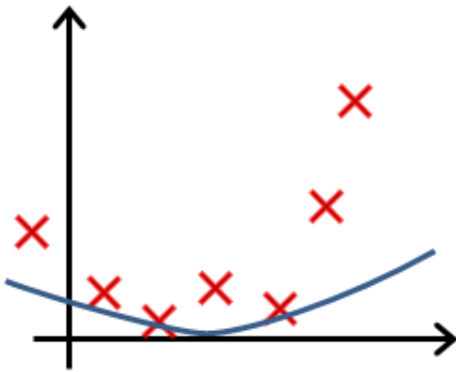
Quiz, 5 questions



☐ Figure:



☐ Figure:



1
point

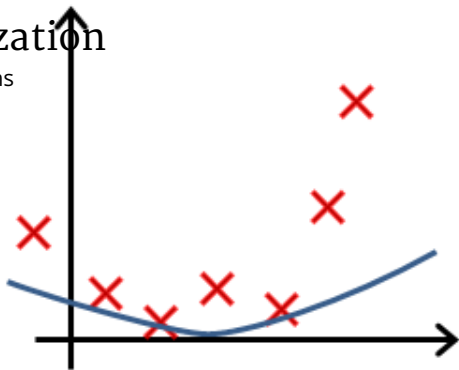
5.

In which one of the following figures do you think the hypothesis has underfit the training set?

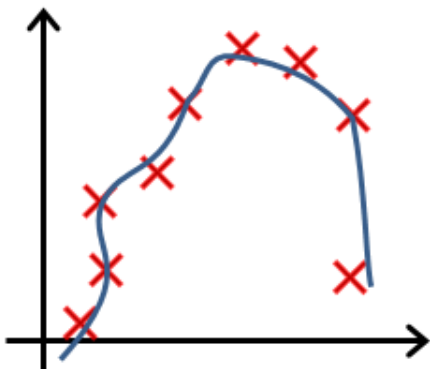
☐ Figure:

Regularization

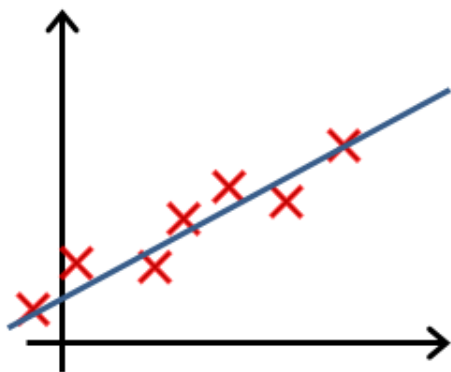
Quiz, 5 questions



☐ Figure:



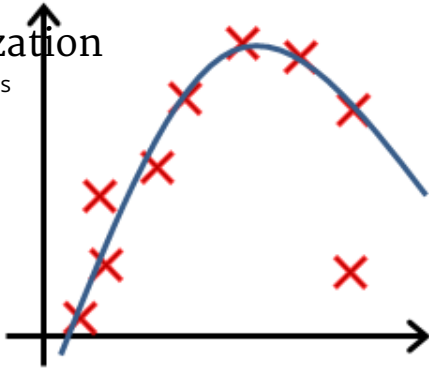
☐ Figure:



☐ Figure:

Regularization

Quiz, 5 questions



I understand that submitting work that isn't my own may result in permanent failure of this course or deactivation of my Coursera account.

Learn more about Coursera's Honor Code

chan chi hoi

Submit Quiz

